

# LONDON BOROUGH OF HAVERING

Cross Borders Care:  
registered patients  
and residents

2017

Havering CCG and  
residents by Locality

Key Visual Insights

*By London Borough of Havering  
Public Health Service*

<b>Information requested:</b>	Identify Havering CCG patients and residents of Havering who are receiving cross borders care.
<b>Requested by:</b>	Locality Design Group
<b>Purpose:</b>	An integral part of a place based care approach is to ensure that patients are not disadvantaged by geographical barriers with regards to accessing healthcare services.
<b>Date Completed:</b>	24 <sup>th</sup> August 2017
<b>Analysed by:</b>	Mayoor Sunilkumar (Senior Public Health Analyst)

## Summary of Results

The analysis shows that there are over twice as many out of borough residents who are registered with Havering CCG practices as compared to Havering residents registered with other CCGs (23,395 versus 9,233).

Barking and Dagenham residents form the majority of patients from out of the borough registering with Havering CCG practices (19,083; 82%). Barking and Dagenham CCG houses the majority of Havering residents who are registered with other CCGs (6,597; 72%).

Central Locality Practices possess 71% of all out of borough residents registered with Havering Practices (16,723/23,395); whereas South Locality has the majority of Havering residents who are registered with other CCGs (4,379/9,233) accounting for 47%.

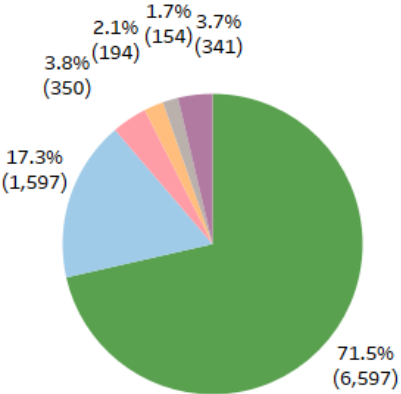
Central Locality also houses the majority of residents (27,827; 31%) and registered patients (19,705; 21%) from other Localities.

**Note:** A map of Havering with it's surrounding Local Authorities/CCGs and a Map showing Havering Localities with Wards can be found in the appendix.

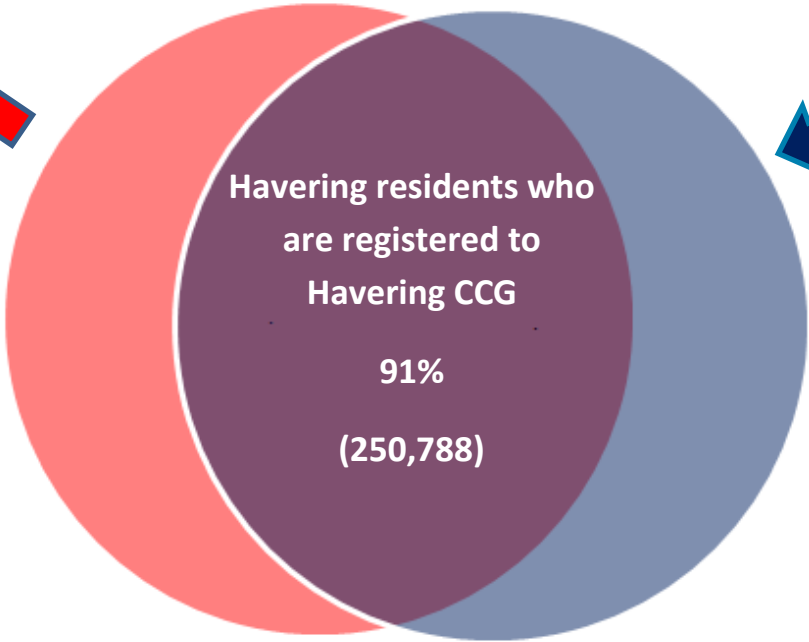
Havering residents registered to other CCGs: 9,233 (4%)

Havering CCG registered patients living in other Local Authorities: 23,395 (9%)

London Borough of Havering

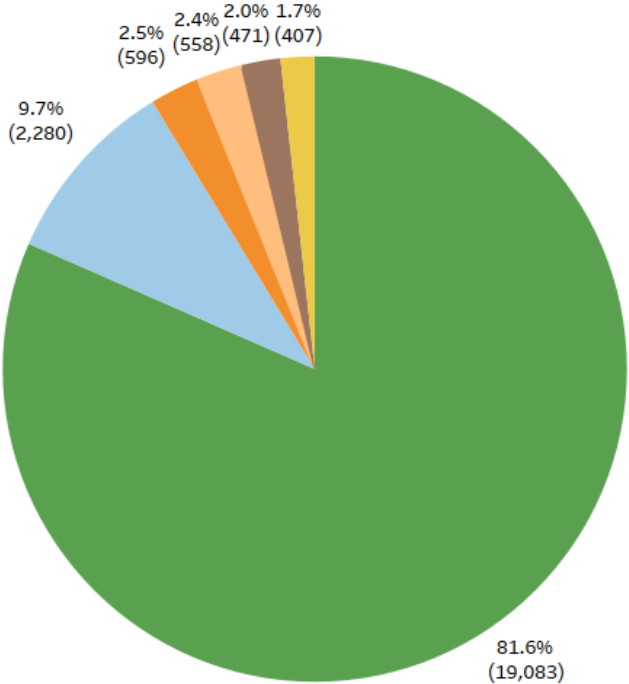


- CCG**
- NHS Barking and Dagenham CCG
  - NHS Redbridge CCG
  - NHS Newham CCG
  - NHS Thurrock CCG
  - NHS Waltham Forest CCG
  - Other CCG



Havering CCG Population: 274,183

Havering residents: 260,021



- Local Authority**
- Barking and Dagenham
  - Redbridge
  - Unknown
  - Thurrock
  - Brentwood
  - Other

**Residents registered outside of Locality**

**Residents registered to practices in other Localities: 8,765 (10%)**

## North Locality

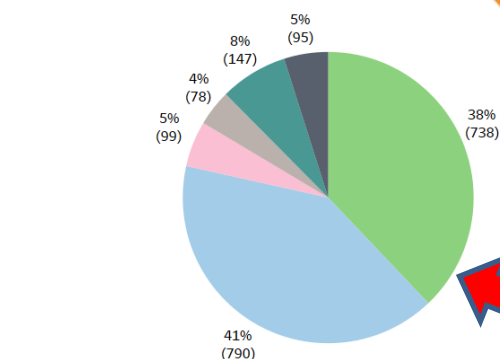
**Locality**  
 Central  
 South

**Practice registered patients living in other Localities: 13,596 (14%)**

**Registered patients but resident outside of Locality**

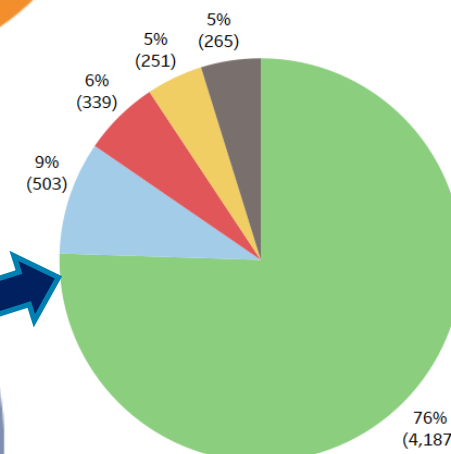
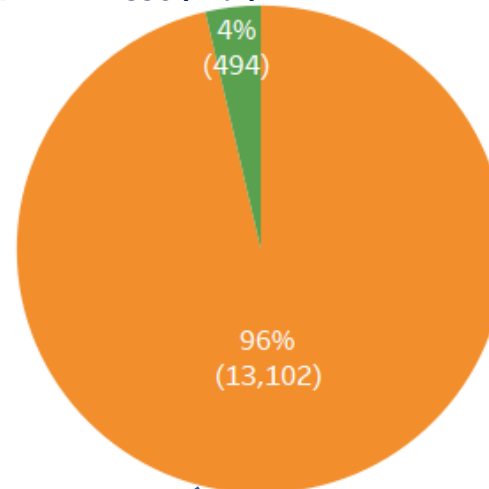
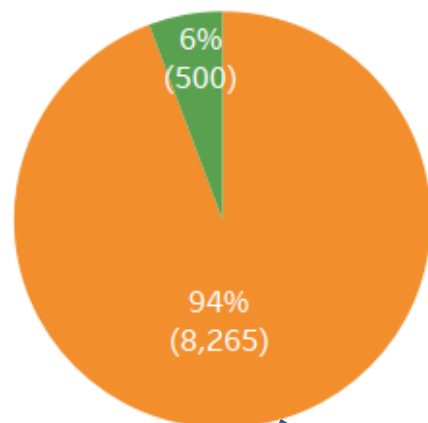
**Residents registered to other CCG's: 1,947 (2%)**

**Practice registered patients living in other Local Authorities: 5,545 (6%)**



**CCG**

- NHS Barking and Dagenham CCG
- NHS Redbridge CCG
- NHS Newham CCG
- NHS Waltham Forest CCG
- NHS West Essex CCG
- Other



**Local Authority**

- Barking and Dagenham
- Redbridge
- Unknown
- Brentwood
- Other



**Registered Population: 96,345**

**Residents: 87,916**

## Central Locality

**Residents registered outside of Locality**

**Residents registered to practices in other Localities:**  
27,827 (31%)

**Locality**  
■ South  
■ North

**Practice registered patients living in other Localities:**  
19,705 (21%)

**Registered patients but resident outside of Locality**

**Practice registered patients living in other Local Authorities:** 16,723 (17%)

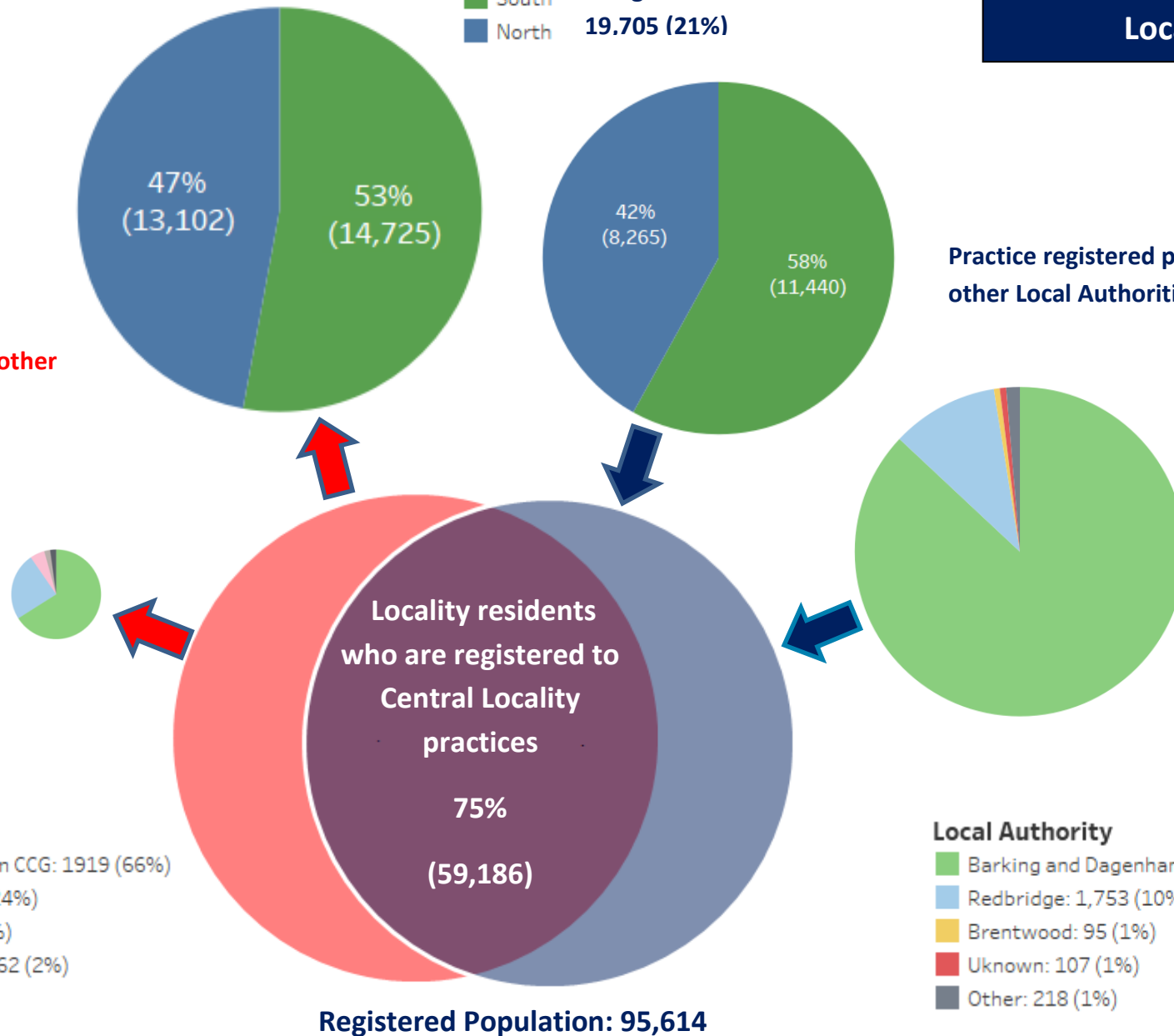
**Residents registered to other CCG's:** 2,907 (3%)

### CCG

■ NHS Barking and Dagenham CCG: 1919 (66%)  
■ NHS Redbridge CCG: 710 (24%)  
■ NHS Newham CCG: 153 (5%)  
■ NHS Waltham Forest CCG: 62 (2%)  
■ Other: 63 (2%)

### Local Authority

■ Barking and Dagenham: 14,550 (87%)  
■ Redbridge: 1,753 (10%)  
■ Brentwood: 95 (1%)  
■ Unknown: 107 (1%)  
■ Other: 218 (1%)



# South Locality

**Residents registered outside of Locality**

**Residents registered to practices in other Localities: 11,934 (15%)**

**Locality**  
 Central  
 North

**Practice registered patients living in other Localities: 15,225 (19%)**

**Registered patients but resident outside of Locality**

**Residents registered to other CCG's: 4,379 (5%)**

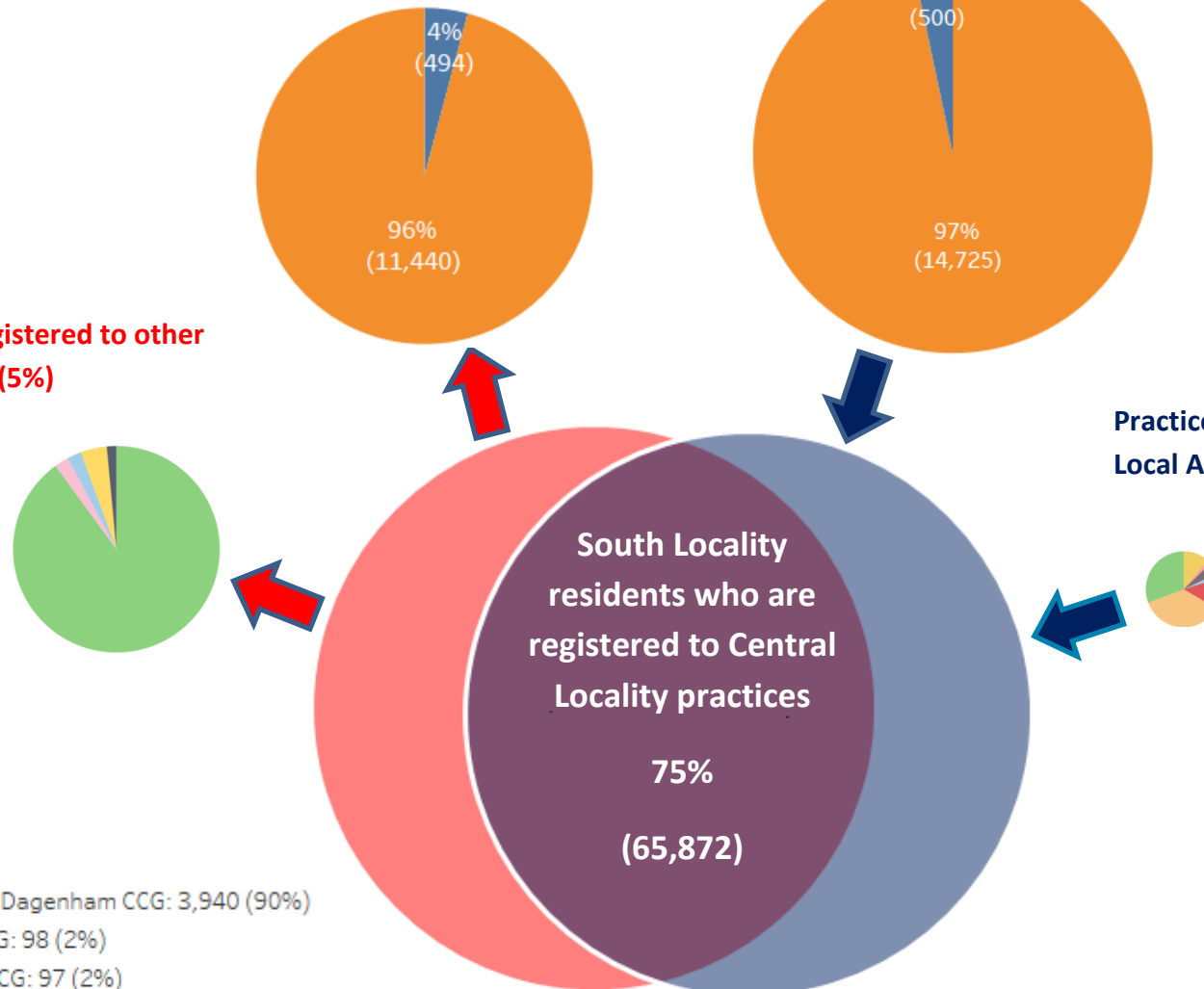
**Practice registered patients living in other Local Authorities: 1,127 (1%)**

## CCG

NHS Barking and Dagenham CCG: 3,940 (90%)  
 NHS Newham CCG: 98 (2%)  
 NHS Redbridge CCG: 97 (2%)  
 NHS Thurrock CCG: 179 (4%)  
 Other: 65 (1%)

## Local Authority

Brentwood: 125 (11%)  
 Newham: 19 (2%)  
 Other: 58 (5%)  
 Redbridge: 24 (2%)  
 Unknown: 150 (14%)  
 Thurrock: 405 (37%)  
 Barking and Dagenham: 346 (31%)



**Locality registered Population: 82,224**

**Locality residents: 82,185**

## Appendix

Figure 1: Map showing Havering and surrounding Local Authorities where havering CCG registered patients are resident and CCGs that have Havering residents

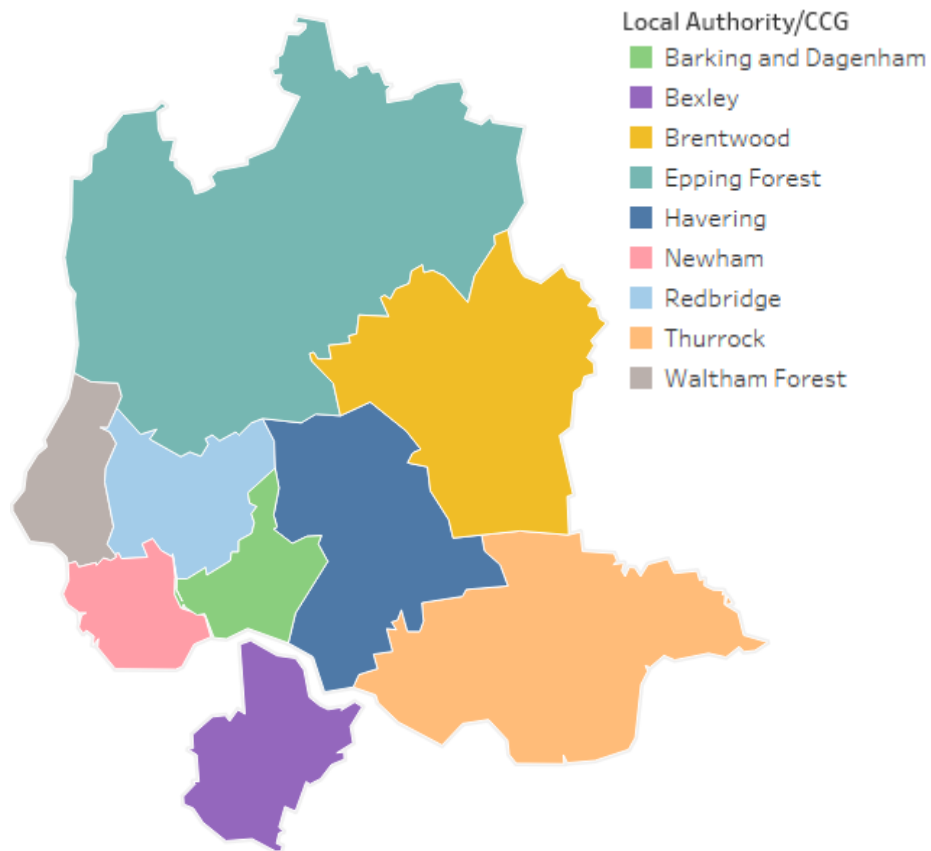


Figure 2: Map of Havering with Localities and Wards

