

# LONDON BOROUGH OF HAVERING

Havering School Pupils  
receiving Free Schools  
Meals

2017

January 2017 School  
Census

Locality and Ward Level  
Insights

*By Public Health Intelligence  
London Borough of Havering*

<b>Information requested:</b>	Utilise January 2017 School Census data to determine the number and proportion of Havering school children receiving free school meals by Ward
<b>Requested by:</b>	Vedia Mustafa (Curriculum Development Manager)
<b>Purpose:</b>	Information required to support the Kitchen Social project working with the Mayor's Fund for London
<b>Date Completed:</b>	November 2017
<b>Analysis by:</b>	Mayoor Sunilkumar (Senior Public Health Analyst)

### Summary of Results

Free school meals provide crucial support for low-income families by ensuring that children from impoverished backgrounds receive the required nutrition at no extra cost.

The analysis shows that around 4,500 (13%) of all Havering School pupils resident within Havering are receiving free school meals; this is less than both London (16%) and England (14%).

Exploration at Ward level shows that the more deprived wards such as Gooshays, Heaton and South Hornchurch house the greatest proportion of children receiving free school meals at 23%, 21% and 20% respectively; all three possess significantly more by proportion than Havering as a borough, London and England. Whereas the least deprived wards such as Upminster, Hacton and Emerson Park harbour the smallest proportions at 3%, 5% and 5% respectively, which are significantly less than Havering, London and England.

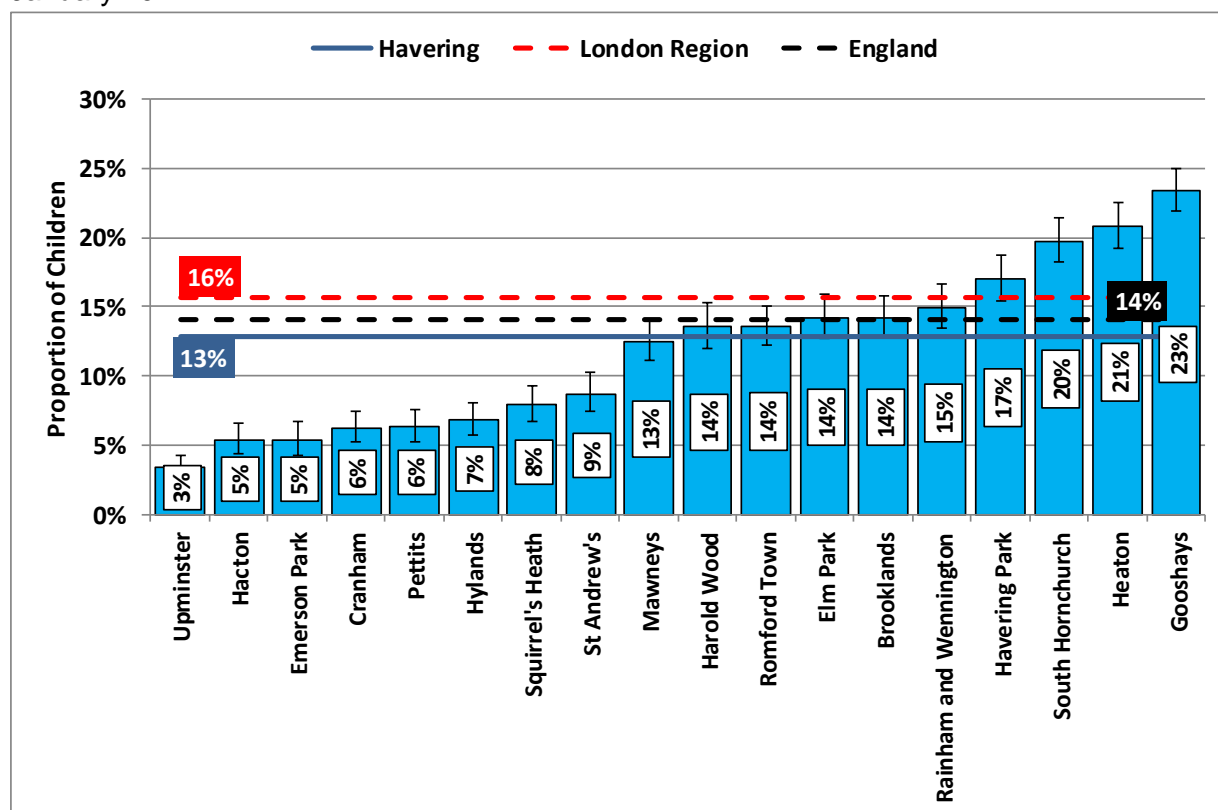
When looking at all school children resident in Havering that receive free school meals, the majority of them (47%) are resident within the North Locality being the most deprived, whilst Central and South Locality possess similar proportions at 24% and 28% respectively.

**Table 1:** Summary of the number and % of Havering School pupils receiving free school meals, resident within each borough in January 2017

Ward of residence	Locality	Number of Pupils	Number pupils receiving free school meals	% of pupils receiving free school meals
Upminster	South	1,904	64	3%
Hacton	South	1,494	80	5%
Emerson Park	Central	1,419	76	5%
Cranham	South	1,800	112	6%
Pettits	North	1,703	108	6%
Hylands	Central	1,711	116	7%
Squirrel's Heath	Central	1,674	132	8%
St Andrew's	Central	1,568	137	9%
Mawneys	North	1,892	237	13%
Harold Wood	North	1,761	239	14%
Romford Town	Central	2,281	311	14%
Elm Park	South	1,825	260	14%
Brooklands	Central	2,280	325	14%
Rainham and Wennington	South	1,886	282	15%
Havering Park	North	2,060	351	17%
South Hornchurch	South	2,360	466	20%
Heaton	North	2,446	510	21%
Gooshays	North	2,878	673	23%
<b>Havering</b>	<b>ALL</b>	<b>34,942</b>	<b>4,479</b>	<b>13%</b>

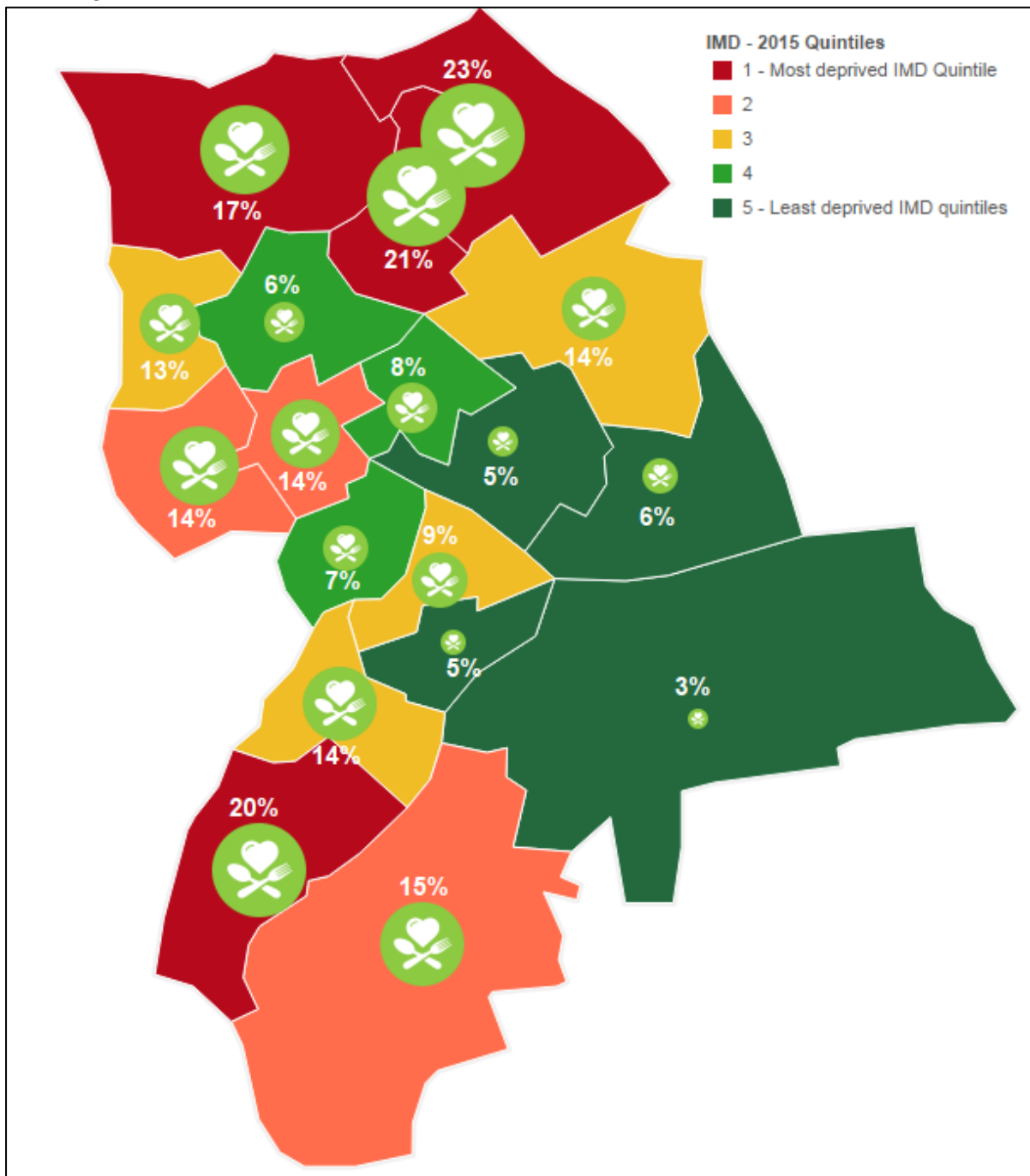
Source: January 2017 School Census Data

**Figure 1:** % School pupils receiving free school meals in Havering, London and England, January 2017



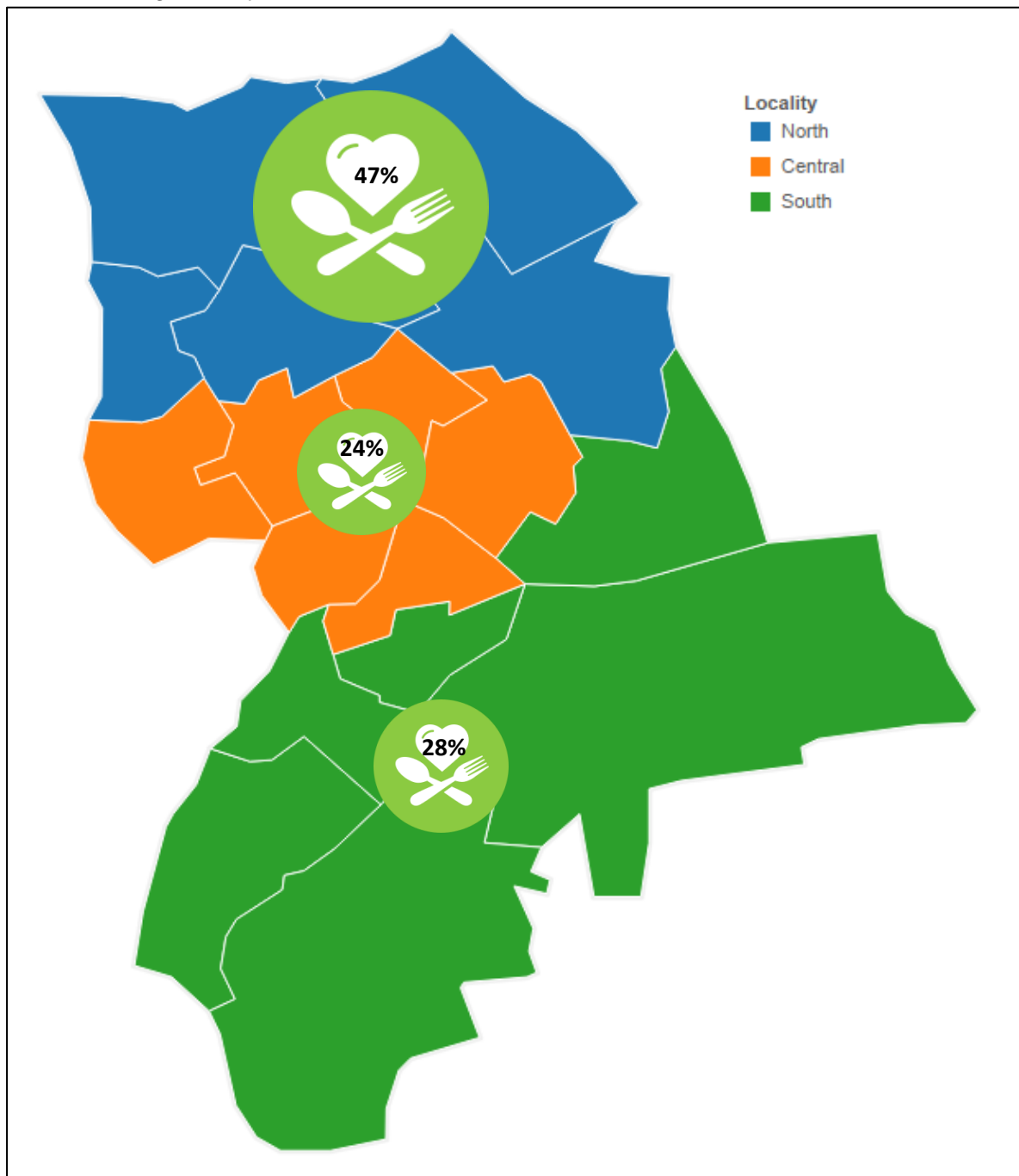
Source: January 2017 School Census Data

**Figure 2:** % School pupils receiving free school meals and IMD Deprivation quintile by Havering Ward



Source: January 2017 School Census Data; Indices of Multiple Deprivation 2015

**Figure 3:** % distribution of All School pupils receiving free school meals in Havering within each Havering Locality



Source: January 2017 School Census Data