

LONDON BOROUGH OF HAVERING

Cross Borders Care:
registered patients
and residents

2017

Havering CCG and
residents by Locality

Key Visual Insights

*By London Borough of Havering
Public Health Service*

Information requested:	Identify Havering CCG patients and residents of Havering who are receiving cross borders care.
Requested by:	Locality Design Group
Purpose:	An integral part of a place based care approach is to ensure that patients are not disadvantaged by geographical barriers with regards to accessing healthcare services.
Date Completed:	24 th August 2017
Analysed by:	Mayoor Sunilkumar (Senior Public Health Analyst)

Summary of Results

The analysis shows that there are over twice as many out of borough residents who are registered with Havering CCG practices as compared to Havering residents registered with other CCGs (23,395 versus 9,233).

Barking and Dagenham residents form the majority of patients from out of the borough registering with Havering CCG practices (19,083; 82%). Barking and Dagenham CCG houses the majority of Havering residents who are registered with other CCGs (6,597; 72%).

Central Locality Practices possess 71% of all out of borough residents registered with Havering Practices (16,723/23,395); whereas South Locality has the majority of Havering residents who are registered with other CCGs (4,379/9,233) accounting for 47%.

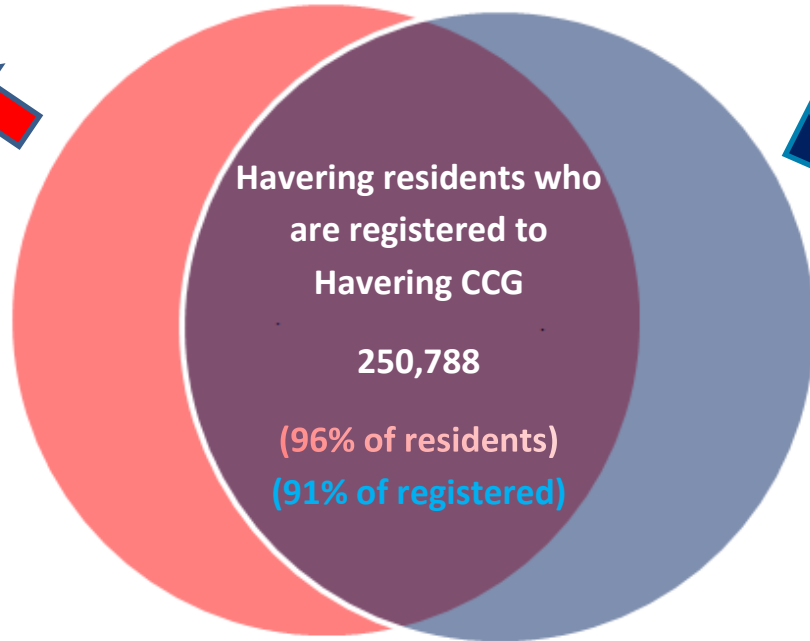
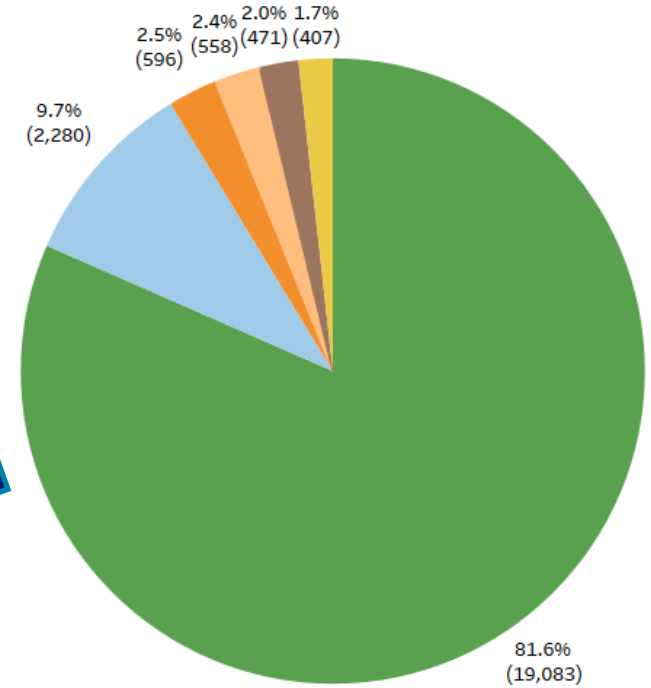
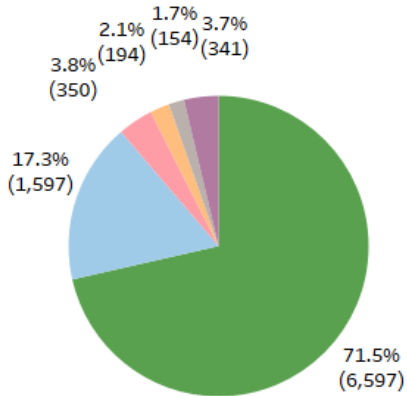
Central Locality also houses the majority of residents (27,827; 31%) and registered patients (19,705; 21%) from other Localities.

Note: A map of Havering with it's surrounding Local Authorities/CCGs and a Map showing Havering Localities with Wards can be found in the appendix.

Havering residents registered to other CCGs: 9,233 (4%)

Havering CCG registered patients living in other Local Authorities: 23,395 (9%)

London Borough of Havering



- CCG**
- NHS Barking and Dagenham CCG
 - NHS Redbridge CCG
 - NHS Newham CCG
 - NHS Thurrock CCG
 - NHS Waltham Forest CCG
 - Other CCG

- Local Authority**
- Barking and Dagenham
 - Redbridge
 - Unknown
 - Thurrock
 - Brentwood
 - Other

Havering CCG Population: 274,183

Havering residents: 260,021

North Locality

Residents registered outside of Locality

Residents registered to practices in other Localities: 8,765 (10%)

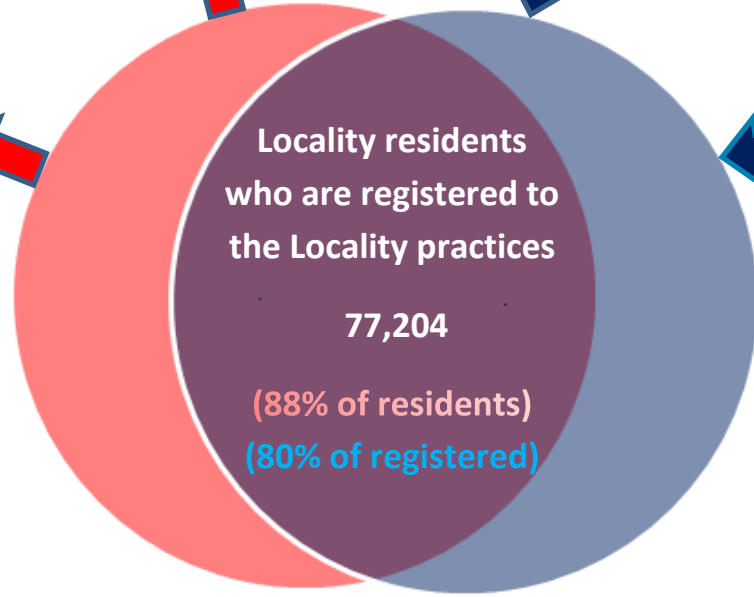
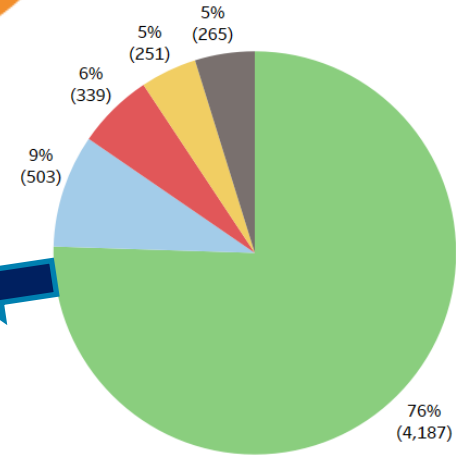
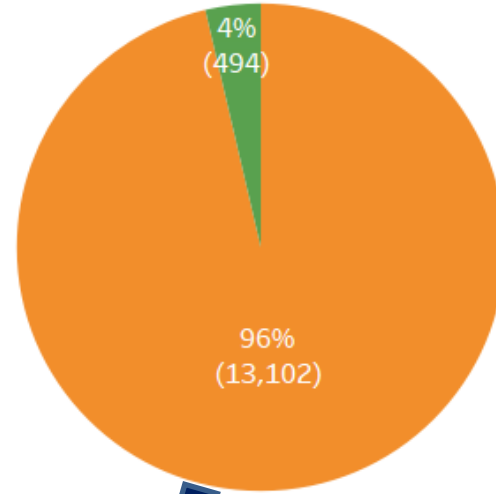
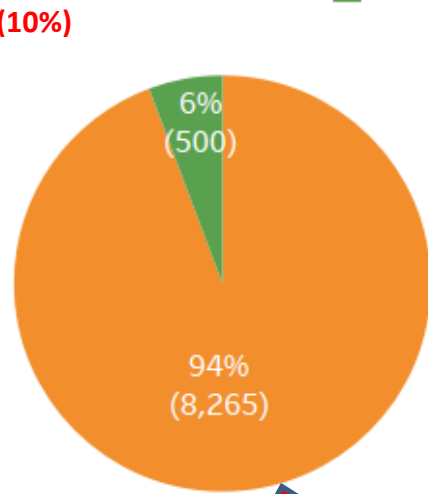
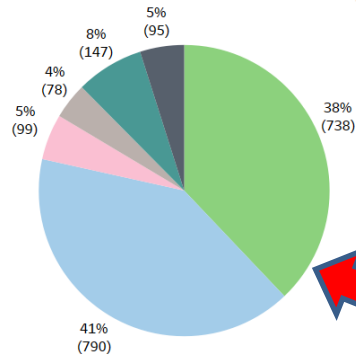
Practice registered patients living in other Localities: 13,596 (14%)

Registered patients but resident outside of Locality

Locality
■ Central
■ South

Residents registered to other CCG's: 1,947 (2%)

Practice registered patients living in other Local Authorities: 5,545 (6%)



CCG

- NHS Barking and Dagenham CCG
- NHS Redbridge CCG
- NHS Newham CCG
- NHS Waltham Forest CCG
- NHS West Essex CCG
- Other

Local Authority

- Barking and Dagenham
- Redbridge
- Uknown
- Brentwood
- Other

Registered Population: 96,345

Residents: 87,916

Central Locality

Residents registered outside of Locality

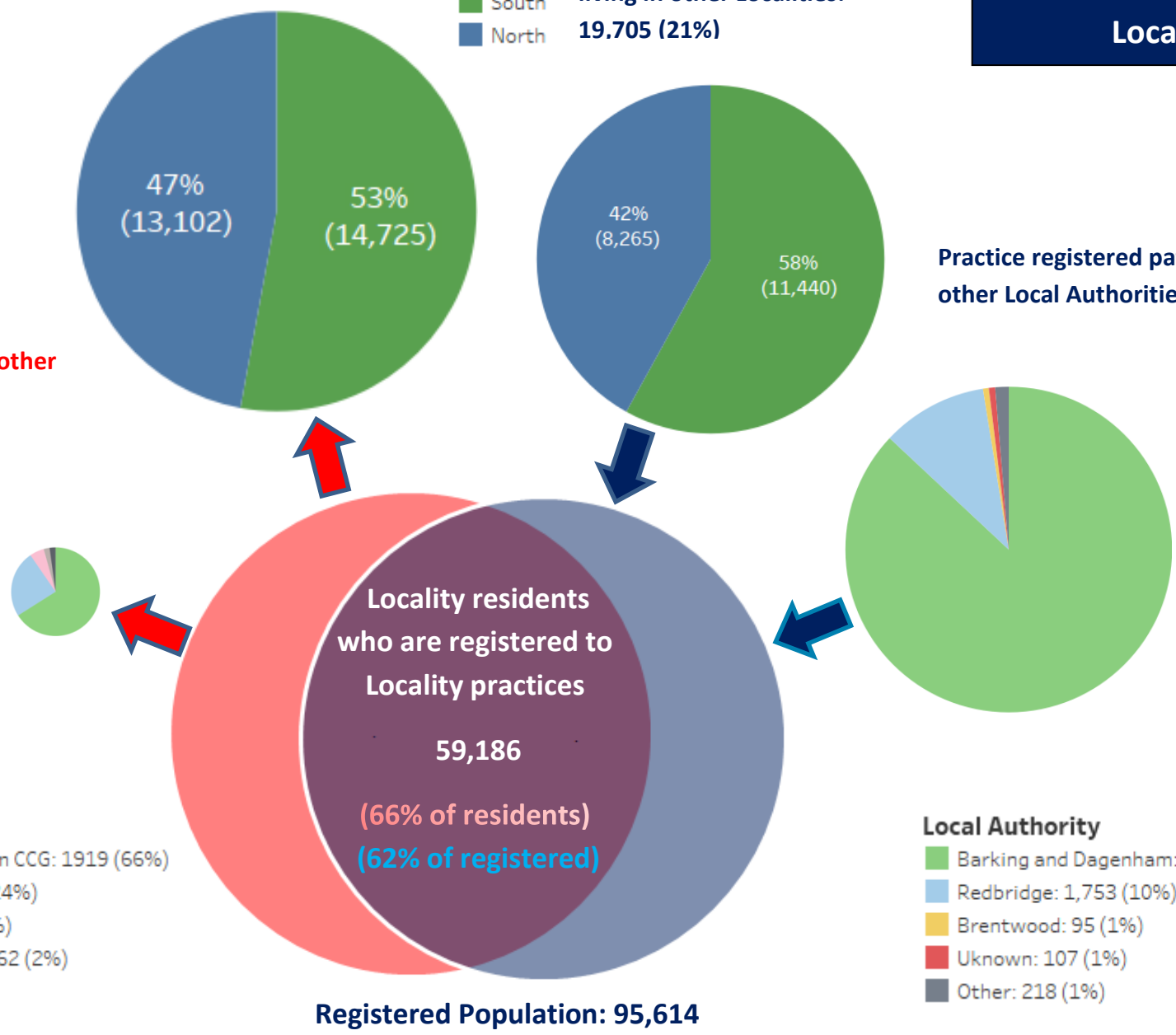
Residents registered to practices in other Localities: 27,827 (31%)

Registered patients but resident outside of Locality

Practice registered patients living in other Localities: 19,705 (21%)

Practice registered patients living in other Local Authorities: 16,723 (17%)

Residents registered to other CCG's: 2,907 (3%)



- CCG**
- NHS Barking and Dagenham CCG: 1919 (66%)
 - NHS Redbridge CCG: 710 (24%)
 - NHS Newham CCG: 153 (5%)
 - NHS Waltham Forest CCG: 62 (2%)
 - Other: 63 (2%)

- Local Authority**
- Barking and Dagenham: 14,550 (87%)
 - Redbridge: 1,753 (10%)
 - Brentwood: 95 (1%)
 - Unknown: 107 (1%)
 - Other: 218 (1%)

Registered Population: 95,614

Residents: 89,920

South Locality

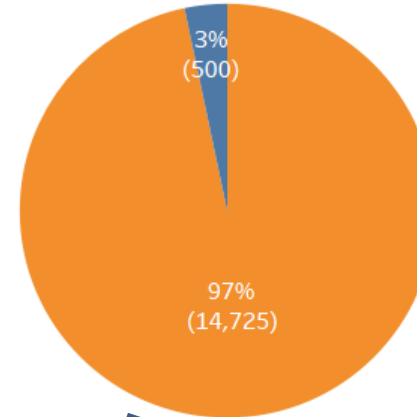
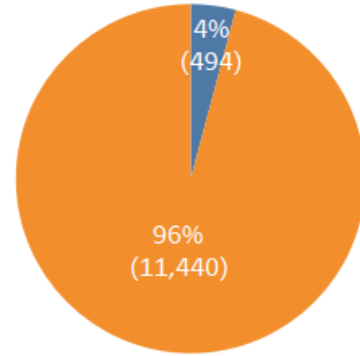
Residents registered outside of Locality

Residents registered to practices in other Localities: 11,934 (15%)

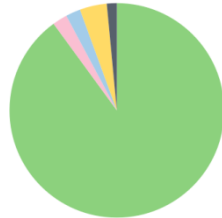
Practice registered patients living in other Localities: 15,225 (19%)

Registered patients but resident outside of Locality

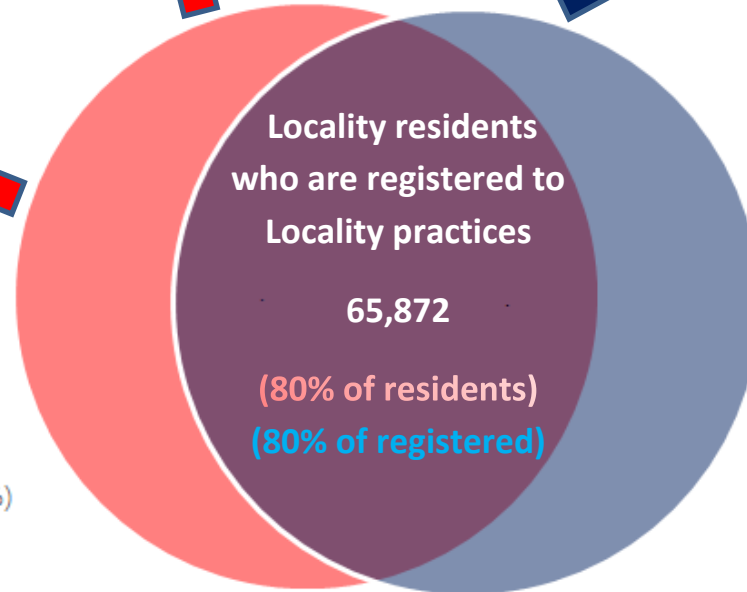
Locality
 Central (Orange)
 North (Blue)



Residents registered to other CCG's: 4,379 (5%)



Practice registered patients living in other Local Authorities: 1,127 (1%)



CCG

- NHS Barking and Dagenham CCG: 3,940 (90%)
- NHS Newham CCG: 98 (2%)
- NHS Redbridge CCG: 97 (2%)
- NHS Thurrock CCG: 179 (4%)
- Other: 65 (1%)

Local Authority

- Brentwood: 125 (11%)
- Newham: 19 (2%)
- Other: 58 (5%)
- Redbridge: 24 (2%)
- Uknown: 150 (14%)
- Thurrock: 405 (37%)
- Barking and Dagenham: 346 (31%)

Locality registered Population: 82,224

Locality residents: 82,185

Appendix

Figure 1: Map showing Havering and surrounding Local Authorities where Havering CCG registered patients are resident and CCGs that have Havering residents

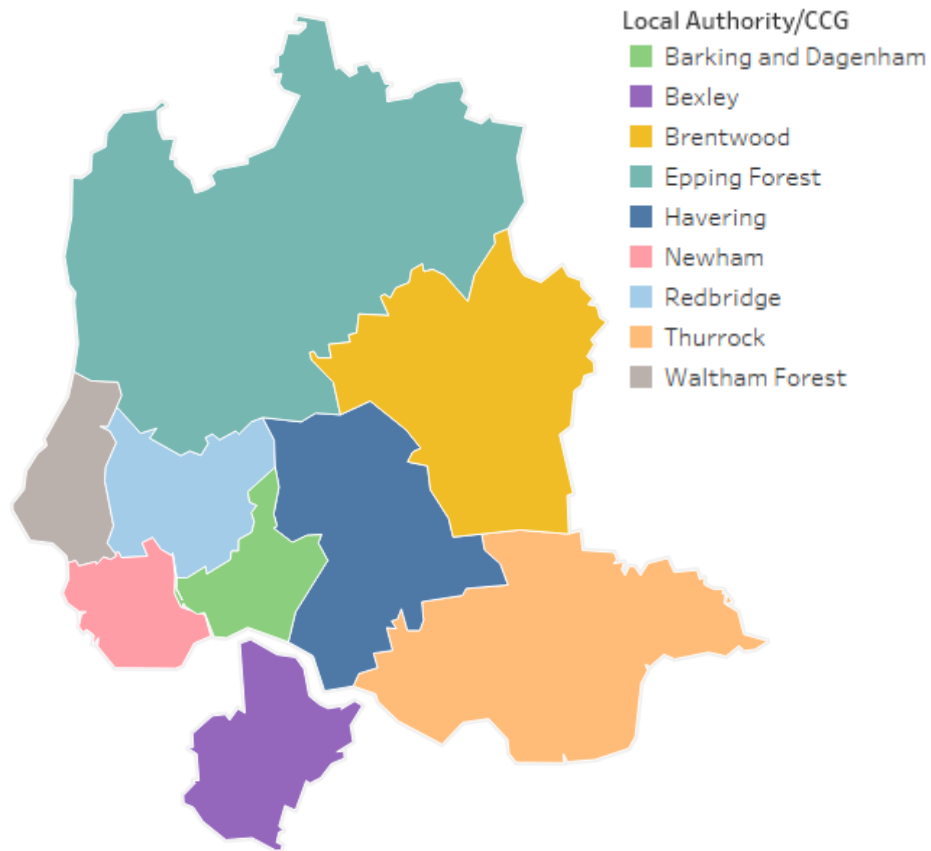


Figure 2: Map of Havering with Localities and Wards

